

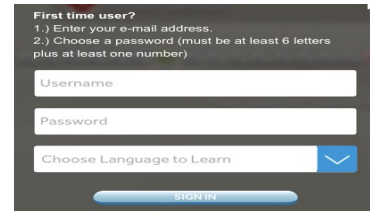


To use the Rosetta Stone Languages app on a smartphone or tablet:

1.) Download the app from the Apple App Store or Google Play store, depending on which device you have. Do NOT log in from the app right away.



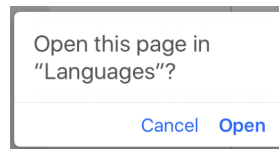
2.) Go to lemontlibrary.org/rosetta-stone to authenticate the app by touching the Rosetta Stone logo. Enter your email address, create a password, and choose a language.



3.) On the top of the screen choose Rosetta Stone Language Lessons Version 3.



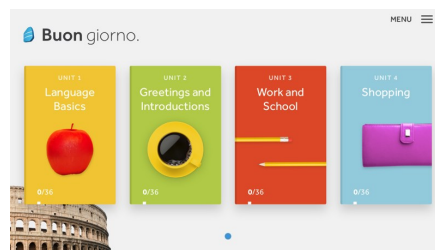
4.) Choose to open the page in "Languages".



5.) The Languages app will launch and initially you will see this screen. Do not sign in.



6.) After a few seconds this screen will disappear and you will be directed to the start menu. Begin your language learning journey here.



Start at the Lemontlibrary.org/Rosetta-stone page each time you want to launch the Rosetta Stone Languages app. Touch the Rosetta Stone logo to sign in and launch the app. You might find it helpful to create a shortcut on your phone or tablet home page to streamline the process.

If you have any questions, please email info@lemontlibrary.org or call (630)257-6541 ext. 2.